



2009

2009

2010 5 28

9 00

75-79

1

2009

2

2009

3

2009

4

2009

5

2009

6

2010

7

8

15

2009

2009	-----	4
2009	-----	14
2009	-----	16
2009	-----	17
2009	-----	19
2010	-----	20
	-----	21
	-----	22

2009

2009

董事长：郑暑平

1

1 2009

2008

2009

2009

2009

09

2008

4

2 2009

	53,066.78	107.25%
8,302.88	129.82%	
6,232.85	155.21%	
180,150.41		

3

			(%)			
	530,091,435.82	336,630,421.76	36.50	107.31	115.70	2.46
	530,091,435.82	336,630,421.76	36.50	107.31	115.70	2.46
	487,538,554.20	309,450,999.15	36.53	142.01	148.72	1.71
	3,733,772.00	1,788,999.66	52.09	-77.62	-78.49	1.93
	498,411.00	144,228.22	71.06			
	38,320,698.62	25,246,194.73	34.12	2.02	8.21	3.77

	265,298,161.82	50.88
	264,793,274.00	230.12

4

	2009	2008		%
	545,875,038.35	212,364,778.12	333,510,260.23	157.05
	844,113.25	2,252,811.70	-1,408,698.45	-62.53
	39,766,531.06	60,794,259.10	-21,027,728.04	-34.59
	1,091,920,151.32	997,788,798.09	94,131,353.23	9.43
	78,152,982.40	1,109,754.06	77,043,228.34	6942.37
	15,578,215.03	519,734.57	15,058,480.46	2897.34
	787,824,689.10	725,493,427.93	62,331,261.17	8.59

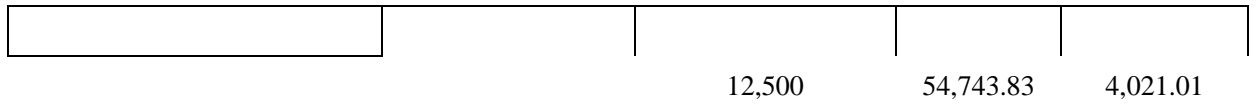
A

157.05%

175.86%

69.02%

6



0.84

7.92%

56.27%

A

2010

B

C

2009

2010

3

2010

2011

S8

A

B

C

2010

, 5

4

2010

()

1

2

1

58

2

8,344.76

29,705

2,229.99

()

()

1

2009	2009 4 23			

2
2010 1 18 2009
2009

3
2010 2 2 2009 2009

4
2009 2009

5
2010 2 5 2010
2009 2009

4

2009

2009

监事会主席：杨家峰

()

					3
2009	4	23		2008	2008
2009				2009	
2009	8	26		2009	
2009	10	30		2009	

3

()

2009

2009

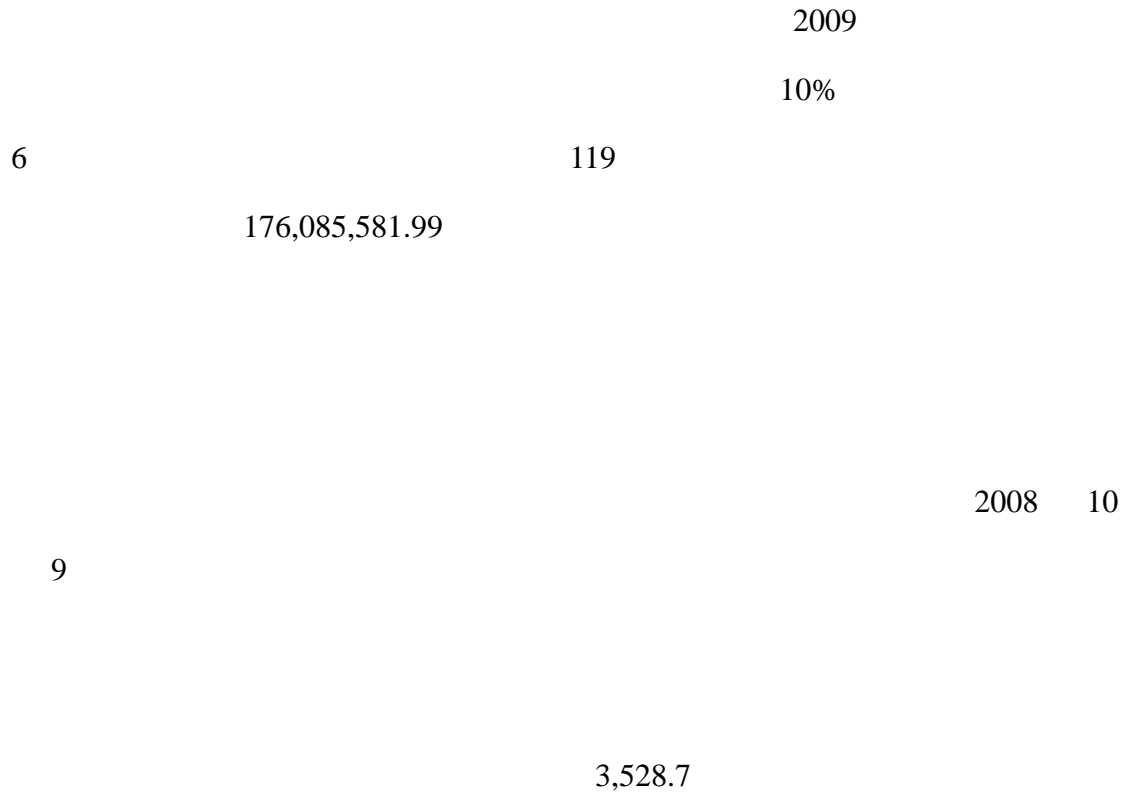
2009

2009

	2009	2010	675
1	2009	1,801,504,114.85	
	93.17%	0.37%	3.14%
	2.74%		0.58%
	56.27%		
2	2009	530,667,758.71	107.25%
		264,793,274.00	
	211,241,445.60	1,213,526.20	
	4,575,420.00	2,008,915.00	
	2,457,000.00	294,000.00	
	2,682,031.00	2,505,125.40	
	18,116,361.22	19,616,876.10	
	587,461.30	576,322.89	
3	2009	62,328,526.56	
	37,905,661.45	83,028,755.00	
	580,010.27		
4	2009	787,824,689.10	
	62,331,261.17		
5	2009	175,736,590.91	
	175,736,590.91		

2009

2009



2009

2010

2009

2010

2009

				(m ²)				(/m ²)	
41				94.89	-		482,600	5,086	
42				94.89	-		487,500	5,138	
43				89.12	-		457,900	5,138	
44				95.88	-		497,600	5,190	

45				95.88	-		482,700	5,034	
46				90.06	-		458,000	5,086	
47				90.06	-		458,000	5,086	
48				95.88	-		482,700	5,034	
				746.66			3,807,000		

2010

资产评估报告书

[2009] 043

2009 5 25 2009 7 30

目 录

声 明.....	1
资产评估报告摘要.....	2
资产评估报告书（正文）	3
.....	3
.....	3
.....	3
.....	4
.....	11
.....	11
.....	13
.....	13
.....	15
.....	15
.....	16
.....	16
资产评估报告附件.....	19

声 明

1.

2.


3.

4.

5.

6.

资产评估报告摘要



56

18339.45m²

2009 5 31

8926.44

2009 5 31 2010 5 30

1.

2.

(25 2086.46)

(8

397.81)

资产评估报告书（正文）

2009 5 31

362-366

3001-3005

2009 5 31

	56				18339.45m ²				
()	A	B	C	D					
245.40m ²	A						4		
	B						41—47	19	
	1308.00m ²								
	C				11	1	11	3	
2696.94m ²									
	D							51	
504 505					129.77m ²				
	A	B	C	D					

“ ”

,

A

70 2002

12 10

3

B

70 2005 1 27

11 910.19 8 397.81

9

1995

C

40 1995

8 25

28

1997

D

70 1996

12 31

20 2

1998

() E F G

E 150 104

23.57m²

F 183 185 4

347.20m²

G 249 101

78.21m²

E F G

50

E

40 2003

8 29

7

1995

F

70 1996 12 3

24 25 2

1995

G

70 2004 1 23

23

2006

() H I J

H 3 5

529.27m²

I 107# 128#

318.29m²

J 8

746.66m²

H I J

58 87

251 244

" "

H

40

70 1997 6 20

9

9

1999

I 107#

128

40 1993 9 10

>

3

2

K

2062 5 25

28

2

1994

() L

L 48 101 201 301

9869.53m²

M 63

1358.31m²

L M

59.1

71

103

L

40 2002 4 24

8

1995

M

40 50 1999 5 17

9

1998

()

1.

2.

()

1.

2.

3.

()

1.

()

()

1. 1991 91

[1992]36

2. 2001 14

3.

[1996]23

4. —

—

([2007]189)

5.

6.

7. GB/T50291-1999

()

()

$$V = V_0 \times \frac{A}{A_0} \times \frac{B}{B_0} \times \frac{C}{C_0} \times \frac{D}{D_0}$$

$$V =$$

$$V_0 =$$

$$A =$$

$$A_0 =$$

$$B =$$

$$B_0 =$$

$$C =$$

$$C_0 =$$

$$D =$$

$$D_0 =$$

()

$$V = \sum_{i=1}^n \frac{A_i}{(1+R)^i}$$

$$V =$$

$$A_i = \quad \quad \quad i$$

$$R =$$

$$n =$$

$$V = \frac{A}{R-r} \left[1 - \left(\frac{1+r}{1+R} \right)^n \right]$$

$$V =$$

$$A_i = \quad \quad \quad 1$$

$$R =$$

$$r \quad \quad \quad ;$$

$$n =$$

2009 5 25 2009 7 30

1.

2.

3.

4. 2008 5 25

5.

6.

7.

()

()

56

2009 5 31

(RMB8926.44)

()

1.

2.

“

”

3.

1.

2.

(25 2086.46)

(8

397.81)

()

()

()

()

()

2009 7 30

资产评估报告附件

1.

-33.600983(4- -3146.4453 -4)-603-4.58.8.600982()-254.558()25

